25° SKEW VARIABLE BRIDGE WIDTH 2:1 FILL SLOPES WINGS SKEWED 50% FROM ROADWAY TO BREASTWALL

ABUTMENT SKEW CORRECTION FACTOR (SCF) = 1.103

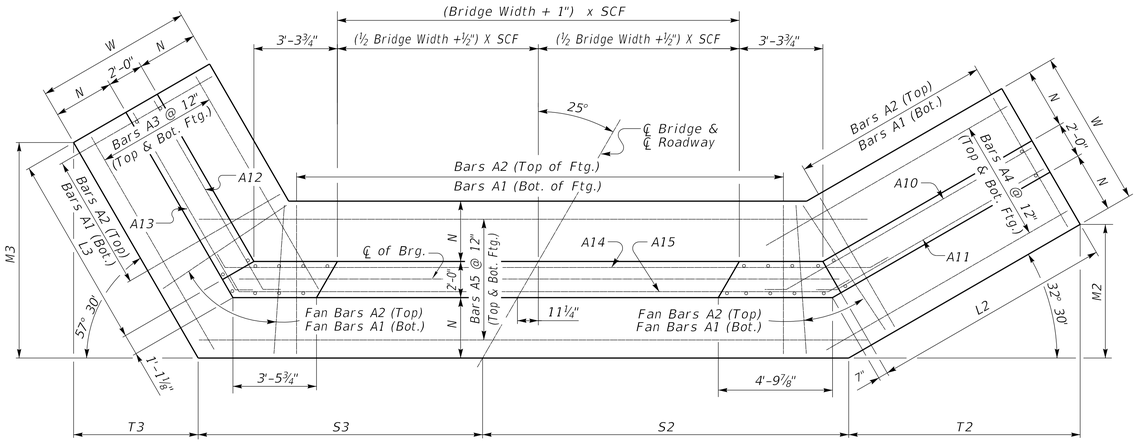

(Left Skew as shown;right skew opp. hand)

PLAN

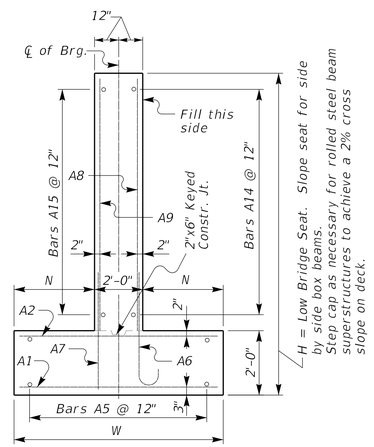

WALL SECTION

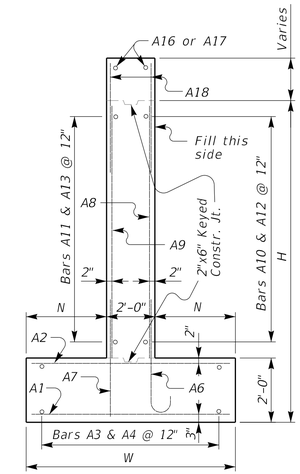

WING SECTION

NOTE: Trim A16 & A17 bars if necessary

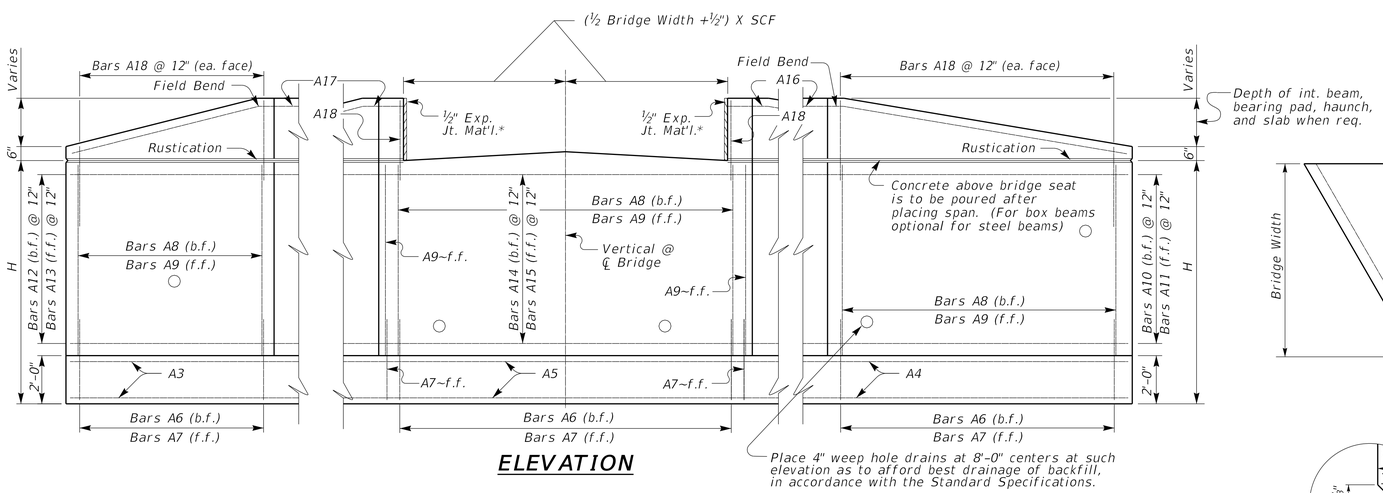

ELEVATION

Depth of int. beam, bearing pad, haunch, and slab when req.



PLAN OF SUPERSTRUCTURE SLAB

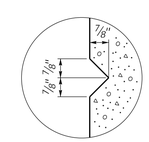

RUSTICATION GROOVE

*Expansion Joint Material:
AASHTO M153
Type-I Sponge Rubber

REVISION DATE: 08/11/2025
REVISION NUMBER: 0

SUBMITTED Michael Cornett 08-11-2025
DIVISION DIRECTOR DATE

APPROVED Jason Bellinger 08-11-2025
STATE HIGHWAY ENGINEER DATE

BRIDGE STANDARDS

COMMONWEALTH OF KENTUCKY
DEPARTMENT OF HIGHWAYS

25° SKEW SUPPORT VARIABLE WIDTH ABUTMENT 50% SKEWED WINGS

STANDARD DRAWING NUMBER
BSA-011-01

OpenRoads Designer v23.00.01.11